




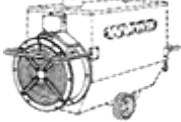
Wilms Heater Accessories

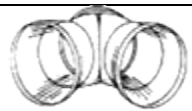

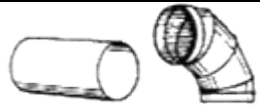

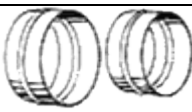
March 2009

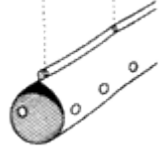

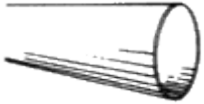





Legend








- s Standard Accessories
- x Optional Accessories
- 0 Only in connection with double air outlet or triple air outlet

HZ200 and BV Series Heaters Accessories







| | Description | Part Number | BV135 | BV155 | BV185 | BV265 | BV385 | BV535 | HZ200 |
|---|--|--|-------|-------|-------|-------|-------|-------|-------|
|  | Thermostat for dry rooms with hanging device and 10m cable | 6159440 | | x | x | x | x | x | |
|  | Thermostat for wet rooms with hanging device and 10m cable | 6159432 6162821 | | s | s | s | s | s | s |
|  | Barrel-Tank-Heating max:2000l | 6904053 | | x | x | x | x | x | x |
|  | Booster (add-on fan) for increasing pressure when using BV with long hoses | 6162525 6162530 6162586 6163775 | | x | x | x | x | | |

| | Description | Part Number | BV135 | BV155 | BV185 | BV265 | BV385 | BV535 | HZ200 |
|---|--|--|-------|--------|--------|-------------|--------|--------|-------------|
|  | Double air outlet 305mm Double air outlet 305mm Double air outlet 405mm Double air outlet 405mm Double air outlet 405mm Double air outlet 500mm | 6169180 6169140 6169181 6169182 6169146 6169213 | | x | x | x | x | x | x |
|  | Triple air outlet 305mm Triple air outlet 305mm Triple air outlet 305mm Triple air outlet 400mm | 6169185 6169186 6169187 6169188 | | | x | x | x | x | |
|  | Pipe - 1m 525mm Pipe - 1m 600mm Elbow - 90° 525mm Elbow - 90° 600mm | 6169177 6169164 6169176 6169163 | | | | | x | x | x |
|  | Hose - 7.6m 305mm Hose - 7.6m 355mm Hose - 7.6m 405mm Hose - 7.6m 455mm Hose - 7.6m 525mm Hose - 7.6m 600mm | 6169149 6169178 6169150 6169175 6169155 6169159 | | 0 x | 0 x | 0 x | 0 0 | 0 0 | 0 0 x |
|  | Hose connector w/ belt 305mm 355mm 405mm 455mm 525mm 600mm | 6169126 6169130 6169127 6169131 6169128 6169129 | | 0 x | 0 x | 0 0 x | 0 0 | 0 0 | 0 x |










| | Description | Part Number | BV135 | BV155 | BV185 | BV265 | BV385 | BV535 | HZ200 |
|---|---|--|------------------|------------------|------------------|------------------|------------------|------------------|-------|
|  | Perforated hose (/m) 400mm 450mm 525mm 600mm BV185 - BV535: min 10m/max 20m | 6169165 6169166 6169168 6169167 | | | x | x | x | x | |
|  | Stacking Device | 6169190 6169191 | | | | | x | x | |
|  | Exhaust Pipe 1.0m, 150mm diam. 1.0m, 200mm diam. 0.5m, 150mm diam. 0.5m, 200mm diam. | 6904061 6904068 6904075 6904077 | x x x x | x x x x | x x x x | x x x x | x x x x | x x x x | |
|  | Exhaust Pipe - Flexible 1.0m, 150mm diam. 1.0m, 200mm diam. | 6904062 6904069 | x x | x x | x x | x x | x x | x x | |
|  | T-Piece 150mm diam. 200mm diam. | 6904063 6904070 | x x | x x | x x | x x | x x | x x | |
|  | Elbow-45° 150mm diam. 200mm diam. | 6904064 6904071 | x x | x x | x x | x x | x x | x x | |
|  | Elbow-90° 150mm diam. 200mm diam. | 6904065 6904072 | x x | x x | x x | x x | x x | x x | |
|  | Wall Duct 150mm diam. 200mm diam. | 6904066 6904073 | x x | x x | x x | x x | x x | x x | |







| | Description | Part Number | BV135 | BV155 | BV185 | BV265 | BV385 | BV535 | HZ200 |
|---|--|--------------------|-------|-------|-------|-------|-------|-------|-------|
|  | Rain Cap 150mm diam. 200mm diam. | 6904067 6904074 | x | x | x | x | | x | x |
|  | Clip for wall-fastening 150mm diam. 200mm diam. | 6904081 6904082 | x | x | x | x | | x | x |
|  | Soot chamber w/cleaning door 150mm diam. 200mm diam. | 6904080 6904083 | x | x | x | x | | x | x |
|  | Barrel armature | 6169195 | x | x | x | x | x | x | x |
|  | Tank armature | 6169196 | x | x | x | x | x | x | x |
|  | 990-Litre Fuel Tank Double wall with plastic foil inside and gauge, leakage alarm and manual pump. | 6163940 | x | x | x | x | x | x | x |
|  | Oil Tank - 60l (Plastic) | 6904050 | | x | x | x | x | | |

B Series Heaters Accessories

| | Description | Part Number | | | B35 | B75 | B105 | B165 | B350 |
|---|--|--------------------|--|--|-----|-----|------|------|------|
|  | Plug-in thermostat for dry rooms | 6159433 | | | x | x | x | x | |
|  | Thermostat for dry rooms with hanging device and 10m cable | 6159451 | | | | | | | x |
|  | Thermostat for wet rooms with hanging device and 10m cable | 6159432 6159450 | | | x | x | x | x | x |
|  | Barrel-Tank-Heating max:2000l | 6904053 | | | | | | | x |
|  | Funnel - Straight | 6904001 | | | x | | x | x | x |
|  | Funnel - Bent | 6904002 | | | x | x | x | x | x |

Val6, MiniVal, RU360, WLE40 and WLE75 Heater Accessories

| | Description | Part Number | | | Val6 | MiniVal | RU360 | WLE40 | WLE75 |
|---|---|--------------------|--|--|--------|---------|-------|--------|--------|
|  | Plug-in thermostat for dry rooms | 6159433 | | | | | x | | |
|  | Thermostat for dry rooms with hanging device and 10m cable | 6159440 | | | x | x | x | | |
|  | Thermostat for wet rooms with hanging device and 10m cable | 6159438 | | | x | x | x | | |
|  | Funnel - Straight Funnel - Bent | 6904001 6904002 | | | x x | x x | x | | |
|  | Barrel-Tank-Heating max:2000l | 6904053 | | | | | | x | x |
|  | Console for WLE40 (2 pcs) Console for WLE75 (2 pcs) | 6904085 6904086 | | | | | | x | x |
|  | Exhaust Pipe 1.0m, 150mm diam. 0.5m, 150mm diam. | 6904061 6904075 | | | | | | x x | x x |
|  | Elbow-45° 150mm diam. | 6904064 | | | | | | x | x |
|  | Elbow-90° 150mm diam. | 6904065 | | | | | | x | x |

| | Description | Part Number | | | Val6 | MiniVal | RU360 | WLE40 | WLE75 |
|--|---|-------------|--|--|------|---------|-------|-------|-------|
|  | Wall Duct 150mm diam. | 6904066 | | | | | | x | x |
|  | Rain Cap 150mm diam. | 6904067 | | | | | | x | x |
|  | Clip for wall-fastening 150mm diam. | 6904081 | | | | | | x | x |
|  | Soot chamber w/cleaning door 150mm diam. | 6904080 | | | | | | x | x |
|  | Barrel armature | 6169195 | | | | | | x | x |
| | Tank armature | 6169196 | | | | | | x | x |
|  | <u>990-Litre Fuel Tank</u> Double wall with plastic foil inside and gauge, leakage alarm and manual pump. | 6163940 | | | | | | x | x |